


# PRIMARY SUBJECT KNOWLEDGE ENHANCEMENT VIDEOS – AN OVERVIEW

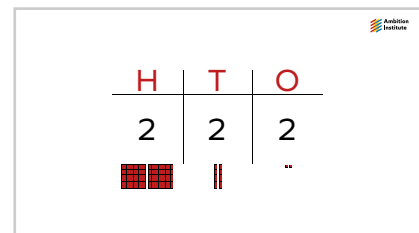
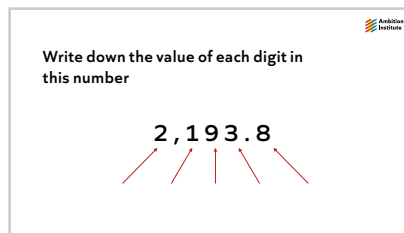
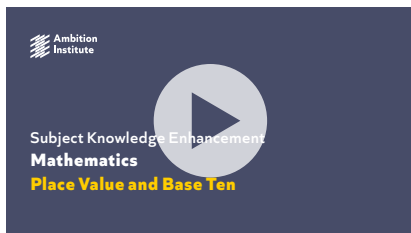


## What are subject knowledge enhancement (SKE) videos?

Primary teaching requires a broad understanding of many subjects. Even where this subject knowledge is somewhat familiar to you, it may have been many years since you have actively used it. Consequently, resources that cover the key aspects of primary subject knowledge are a useful part of your preparation for teaching. Ambition Institute's subject knowledge enhancement (SKE) videos introduce content that will support teachers to teach mathematics and English in any year group:

- > English, focusing on grammar & punctuation – 6 videos
- > Mathematics – 16 videos

## How are the SKE videos structured?



There are 22 videos in total, each between 5 and 20 minutes in length, amounting to just under 5 hours of video content overall. Accompanying workbooks, one in maths and one in English, allow for practice of the concepts discussed in the videos. Each video alternates between explanation of concepts, modelling and practice in the workbook.

It is likely that you will find some of the content to be relatively familiar. In many areas, these videos will serve principally as a reminder of knowledge that you learned as part of your own education, alongside models of explanation that are likely to be useful in the classroom.

## How should SKE videos be used?

Your training partner, as part of your offer, may have indicated to you which set of videos (mathematics or English) you should engage with. Regardless, we recommend that all trainees engage with the full suite of videos as a useful reminder of key subject knowledge. This is likely to require around 10-15 hours in total.

To make the most of these videos, it is recommended that you...

- > Watch the videos for each subject in order and at a pace that suits you.
- > Pause the videos to take notes, and re-watch any content you find particularly challenging.
- > Complete all the 'your turn' practice questions in the workbook in the way described by the videos.